


kingswim

HOME LEARNING
FOR CHILDREN
AND FAMILIES



Brought to you from the YMCA Early Learning Centre

Over the school holidays check out our Friends at YMCA:

- Book a tour with YMCA Early Learning Centre

<https://childrensprogramms.ymca.org.au/early-learning/book-a-tour>

- Book into the summer school holiday program

<https://childrensprogramms.ymca.org.au/school-holiday-programs/bookings>

CONTINUED LEARNING WITH KINGSWIM

“ Hi there!

We know how much you enjoy coming to swimming lessons with us at Kingswim and wanted to give you some at-home fun whilst we are closed over the summer!


We hope you enjoy doing the activities we have included in our booklet.

You can work through these activities by yourself or with a friend!

”

CONTENTS

Exploring colour	2
Colour Hunt	3
Loose part arts	4
Story time	5
Aimal Encounters	6




KINGSLEY THE PLATYPUS

EXPLORING COLOUR

Colours are a key way that we describe and categorise our world. As children learn to identify colours, they can sort and classify objects around them based on this attribute.

What you might like to do with the wonderful story of Elmer the Elephant:

1. Enjoy listening to the book Elmer by David McKee with your child by scanning the bar code
2. Look at the pictures. You don't just have to read the words on the page. Maybe there's something funny in the pictures that you can giggle about together, or perhaps your child enjoys guessing what will happen next.
3. Point to the colours on Elmer and encourage your child to name the colours you see.
4. Ask questions and talk about the book with your child. Picture books are a great way to talk through your child's fears and worries, or to help them deal with their emotions.



WE'RE GOING ON A COLOUR HUNT

Why not create a colour scavenger hunt for your child at home inside and outside, for lots of active fun and learning! No matter how old they are, all enjoy this fun game. Just make sure the children enjoy and learn the art of retuning objects too!

1. Collect some coloured buckets or make your own
2. Invite your child to go on a colour hunt around the house to find things to put into the corresponding bucket
3. Chant the below song, as you stomp around the house in time to the beat. (This is to the tune of the Bear Hunt Song.)

**We're going on a colour hunt
We're going to find some bright ones
What a colourful day!
Let's find.....RED! (change for each colour)**

COLOUR SONG

I See Something Blue - Colours Song for Children

Invite your child to watch the song with you and then help them spot the colours in songs.



LOOSE ARTS PART



This is a great experience to help explore your child's creativity by using nature and things you find around the home. It can change as their thought process changes and as they develop. It is a moveable art form using open-ended loose parts as the medium. Children will build on their fine motor, imaginative and observational skills as they collect and create. The possibilities are endless!

RESOURCES

1. Collect items you have around the home or outdoors – coffee pods, icy pole sticks, leaves, gumnuts, stones, pinecones, feathers, flowers, sticks, buttons, corks, containers, chopsticks, teaspoons, bread tags, milk bottle tops.
2. Choose an art surface – a piece of paper, card, placemat, fabric piece, picture frame – any size or shape.

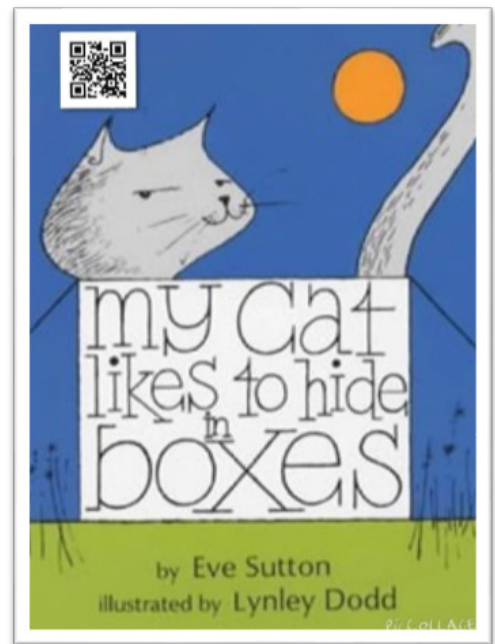
PROCESS

1. Gather your loose parts and place your art surface in front of you.
2. Encourage your child to use their imagination and create a pattern, something symmetric, something random or represent an image, a face, letters or numbers – be creative!
3. It could be 2-dimensional, or 3-dimensional, and as large or small as you choose.
4. They may like to work individually or you may like to work as a family.



STORYTIME

Scan the QR code to read the story



EXPLORING ANIMALS

Visit these sites online and explore the animals

<https://www.zoo.org.au/animal-house/>

<https://zoocamerasaroundtheworld.com/>

<http://cincinnatizoo.org/home-safari-resources/>

<https://www.montereybayaquarium.org/animals/live-cams>

